

City: *Westport*

Bunny Mostad and Deb Alderson

Helping Families Find Homes and Homes Find Families

2-3.803.5695

Bunny@BunnyMostad.com

www.FairfieldCountyForSale.com

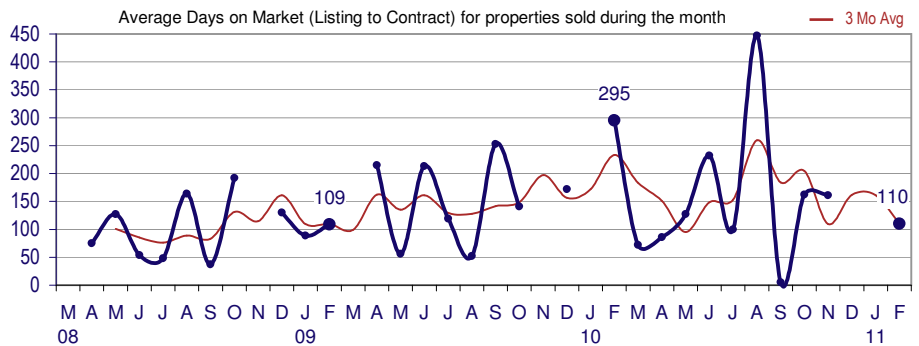


Price Range: All | Properties: Condo - TwnHm

Market Time

The average Days On Market (DOM) shows how many days the average Property is on the market before it sells. An upward trend in DOM tends to indicate a move towards more of a Buyer's market, a downward trend a move towards more of a Seller's market. The DOM for February was 110, up from 0 days last month and down 62.7% from 295 days in February of last year. The February 2011 DOM was at a mid level compared with February of 2010 and 2009.

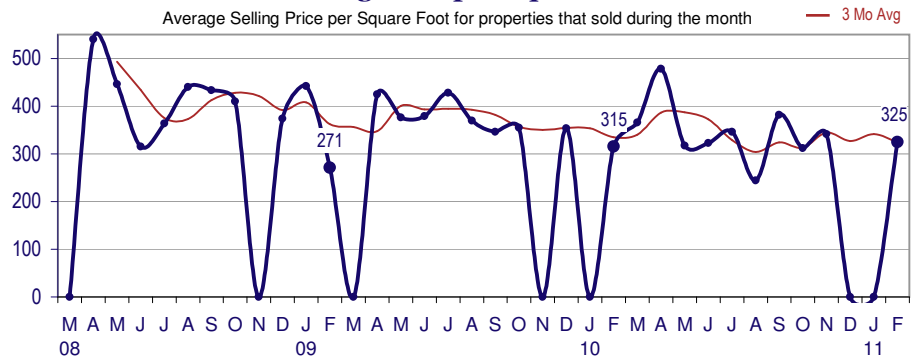
Days On Market for Sold Properties



Selling Price per Square Foot

The Selling Price per Square Foot is a great indicator for the direction of Property values. Since Median Sales Price and Average Sales price can be impacted by the 'mix' of high or low end Properties in the market, the selling price per square foot is a more normalized indicator on the direction of Property values. The February 2011 Selling Price per Square Foot of \$325 was up from \$0 last month and up 3.0% from 315 in February of last year.

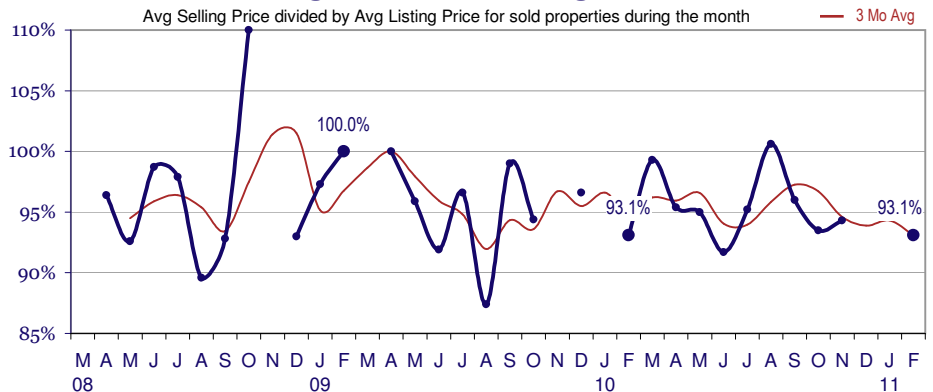
Selling Price per Square Foot



Selling Price vs Original Listing Price

The Selling Price vs Original Listing Price reveals the average amount that Sellers are agreeing to come down from their original list price. The lower the ratio is below 100% the more of a Buyer's market exists, a ratio at or above 100% indicates more of a Seller's market. The February 2011 Selling Price vs Original List Price of 93.1% was up from 0.0% last month and equal to 93.1% in February of last year.

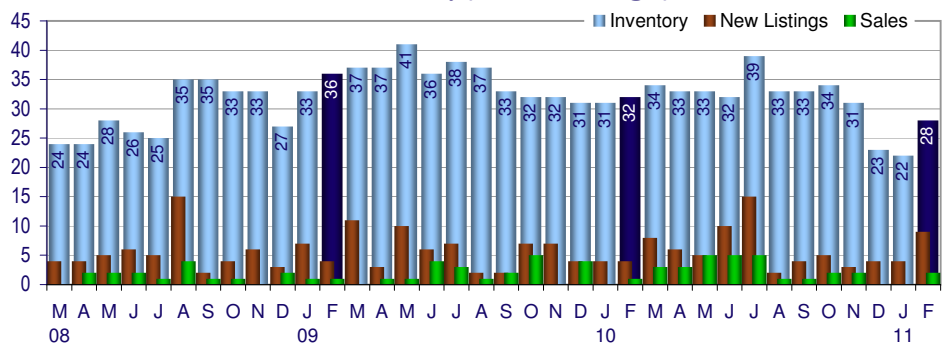
Selling Price versus Listing Price Ratio



Inventory / New Listings / Sales

This last view of the market combines monthly inventory of Properties for sale along with New Listings and Sales. The graph shows the basic annual seasonality of the market as well as the relationship between these items. The number of New Listings in February 2011 was 9, up 125.0% from 4 last month and up 125.0% from 4 in February of last year.

Inventory / New Listings / Sales



City: *Westport*

Bunny Mostad and Deb Alderson

Helping Families Find Homes and Homes Find Families

2-3.803.5695

Bunny@BunnyMostad.com

www.FairfieldCountyForSale.com



Price Range: All | Properties: Condo - TwnHm

Inventory / New Listings / Sales

This last view of the market combines monthly inventory of Properties for sale along with New Listings and Sales. The graph shows the basic annual seasonality of the market as well as the relationship between these items. The number of New Listings in February 2011 was 9, up 125.0% from 4 last month and up 125.0% from 4 in February of last year.

