



City: *Fairfield*

**Bunny Mostad and Deb Alderson**

Helping Families Find Homes and Homes Find Families

203.803.5695

Bunny@BunnyMostad.com

www.FairfieldCountyForSale.com

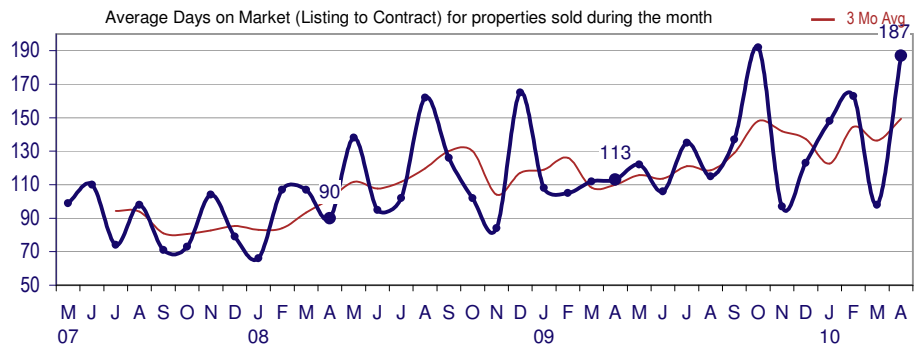


Price Range: All | Properties: Condo - TwnHm

## Market Time

The average Days On Market (DOM) shows how many days the average Property is on the market before it sells. An upward trend in DOM tends to indicate a move towards more of a Buyer's market, a downward trend a move towards more of a Seller's market. The DOM for April was 187, up 90.8% from 98 days last month and up 65.5% from 113 days in April of last year. The April 2010 DOM was at a mid level compared with April of 2009 and 2008.

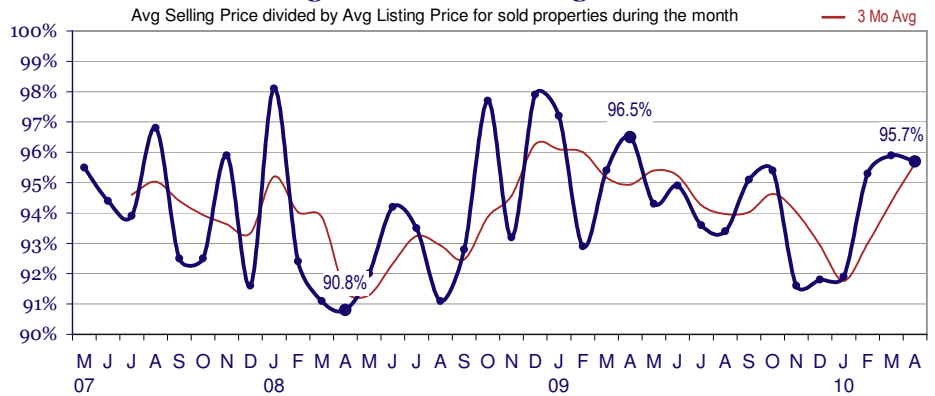
## Days On Market for Sold Properties



## Selling Price vs Original Listing Price

The Selling Price vs Original Listing Price reveals the average amount that Sellers are agreeing to come down from their original list price. The lower the ratio is below 100% the more of a Buyer's market exists, a ratio at or above 100% indicates more of a Seller's market. The April 2010 Selling Price vs Original List Price of 95.7% was down from 95.9% last month and down from 96.5% in April of last year.

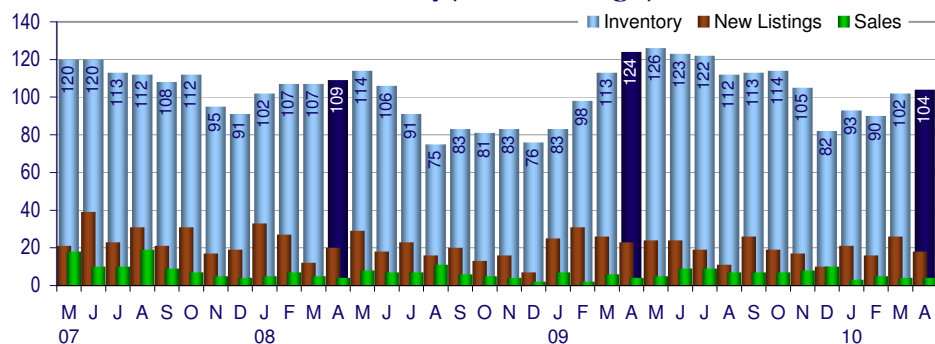
## Selling Price versus Listing Price Ratio



## Inventory / New Listings / Sales

This last view of the market combines monthly inventory of Properties for sale along with New Listings and Sales. The graph shows the basic annual seasonality of the market as well as the relationship between these items. The number of New Listings in April 2010 was 18, down -30.8% from 26 last month and down -21.7% from 23 in April of last year.

## Inventory / New Listings / Sales



Copyright © Coldwell Banker Burnet | Price Range: All | Property Types: Condo - TwnHm

Data is provided courtesy of Consolidated MLS and may not reflect all relevant real estate activity. Coldwell Banker Burnet does not warrant or guarantee the accuracy of this information. It is the responsibility of any buyer or seller to verify any and all information relevant to such consumer's real estate transaction.

# Inventory / Listings / Sales

City: *Fairfield*

Price Range: All | Properties: Condo - TwnHm

April 2010

**Bunny Mostad and Deb Alderson**

Helping Families Find Homes and Homes Find Families

203.803.5695

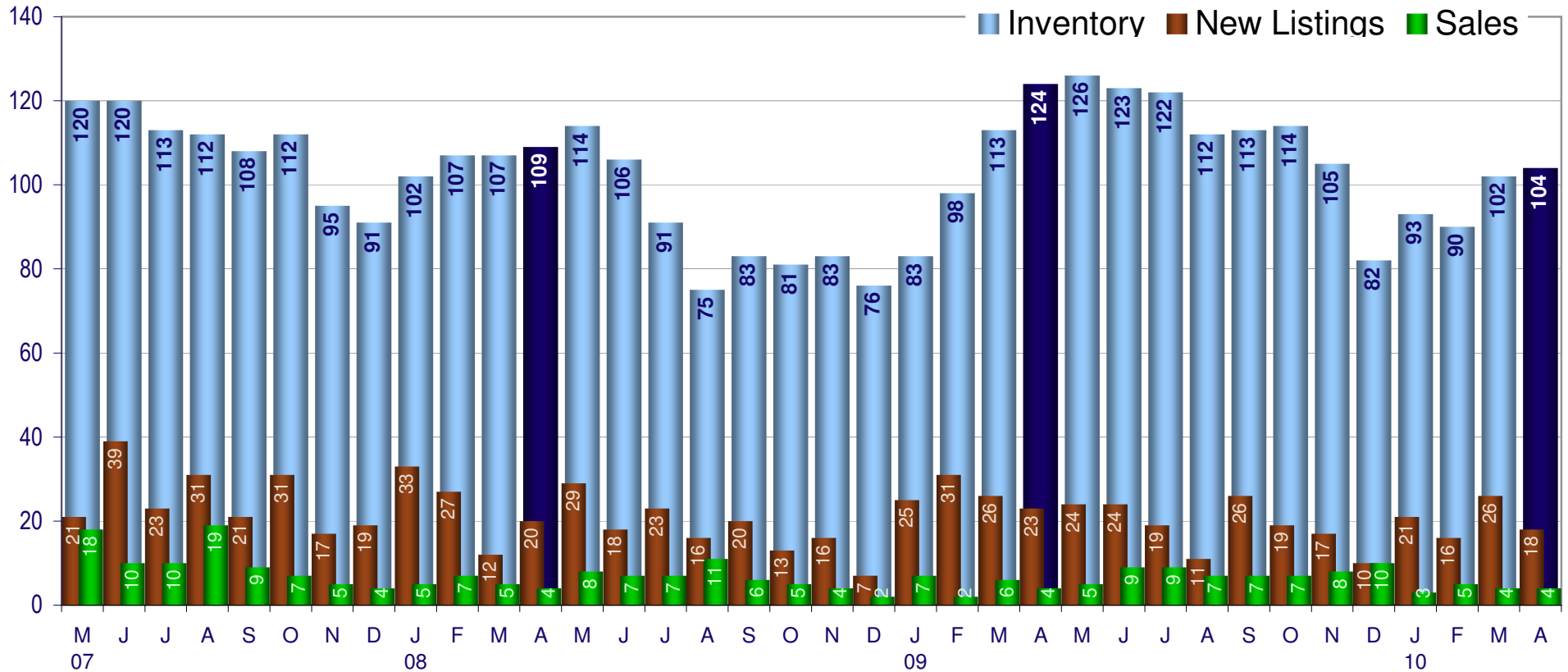
Bunny@BunnyMostad.com

www.FairfieldCountyForSale.com



## Inventory / New Listings / Sales

This last view of the market combines monthly inventory of Properties for sale along with New Listings and Sales. The graph shows the basic annual seasonality of the market as well as the relationship between these items. The number of New Listings in April 2010 was 18, down -30.8% from 26 last month and down -21.7% from 23 in April of last year.



Copyright © Coldwell Banker Burnet | Price Range: All | Property Types: Condo - TwnHm

Data is provided courtesy of Consolidated MLS and may not reflect all relevant real estate activity. Coldwell Banker Burnet does not warrant or guarantee the accuracy of this information. It is the responsibility of any buyer or seller to verify any and all information relevant to such consumer's real estate transaction.