

MARKET ACTION REPORT

July 2010

City: Wilton

Bunny Mostad and Deb Alderson

Helping Families Find Homes and Homes Find Families

203.803.5695

Bunny@BunnyMostad.com

www.FairfieldCountyForSale.com



Price Range: Below to 100,000,000 | Properties: Single Family

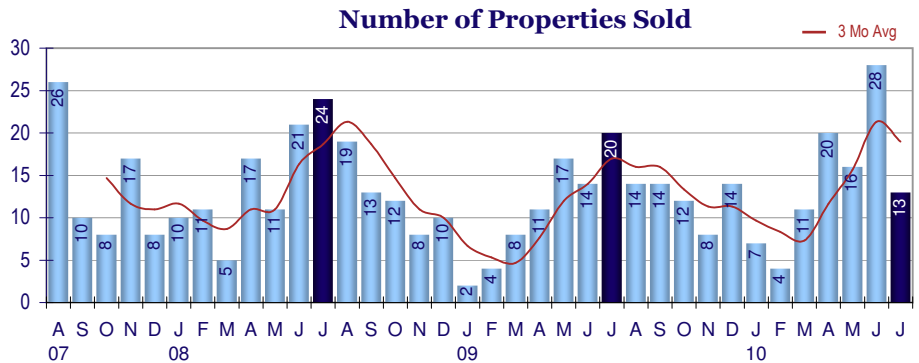
Market Profile & Trends Overview

	Month	Trending versus*:				YTD	Trending versus*:	
		LM	L3M	PYM	LY		Prior YTD	Prior Year
Median List Price of all Current Listings	\$899,000	↓		↓				
Average List Price of all Current Listings	\$1,197,506	↔		↓				
July Median Sales Price	\$1,099,000	↑	↑	↑	↑	\$775,000	↑	↑
July Average Sales Price	\$1,096,515	↑	↑	↑	↑	\$864,502	↑	↓
Total Properties Currently for Sale (Inventory)	184	↓		↓				
July Number of Properties Sold	13	↓		↓		99	↑	
July Average Days on Market (Solds)	76	↓	↓	↓	↓	107	↓	↓
July Month's Supply of Inventory	14.2	↑	↑	↑	↓	15.6	↓	↓
July Sale Price vs List Price Ratio	95.7%	↑	↑	↑	↑	94.1%	↑	↑

* LM=Last Month / L3M=Last 3 Months / PYM=Same Month Prior Year / LY=Last Year (2009) / YTD = Year-to-date | Arrows indicate if Month / YTD values are higher (up), lower (down) or unchanged (flat)

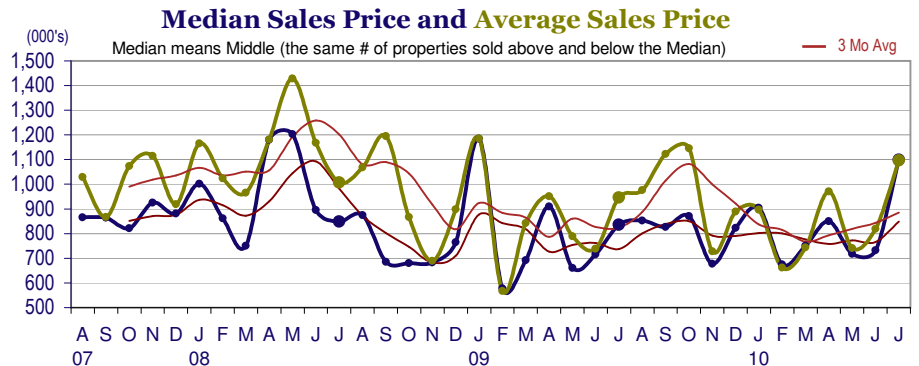
Property Sales

July Property sales were 13, down 35.0% from 20 in July of 2009 and 53.6% lower than the 28 sales last month. July 2010 sales were at their lowest level compared to July of 2009 and 2008. July YTD sales of 99 are running 30.3% ahead of last year's year-to-date sales of 76.



Prices

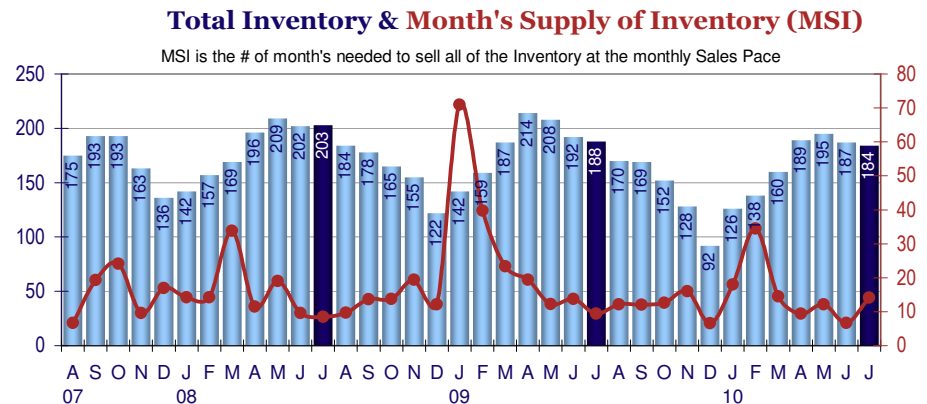
The Median Sales Price in July was \$1,099,000, up 31.5% from \$835,750 in July of 2009 and up 50.1% from \$732,000 last month. The Average Sales Price in July was \$1,096,515, up 15.8% from \$946,555 in July of 2009 and up 33.9% from \$818,764 last month. July 2010 ASP was at the highest level compared to July of 2009 and 2008.



Inventory & MSI

The Total Inventory of Properties available for sale as of July was 184, down 1.6% from 187 last month and down 2.1% from 188 in July of last year. July 2010 Inventory was at its lowest level compared with July of 2009 and 2008.

A comparatively lower MSI is more beneficial for sellers while a higher MSI is better for buyers. The July 2010 MSI of 14.2 months was at its highest level compared with July of 2009 and 2008.



City: *Wilton*

Bunny Mostad and Deb Alderson

Helping Families Find Homes and Homes Find Families

203.803.5695

Bunny@BunnyMostad.com

www.FairfieldCountyForSale.com

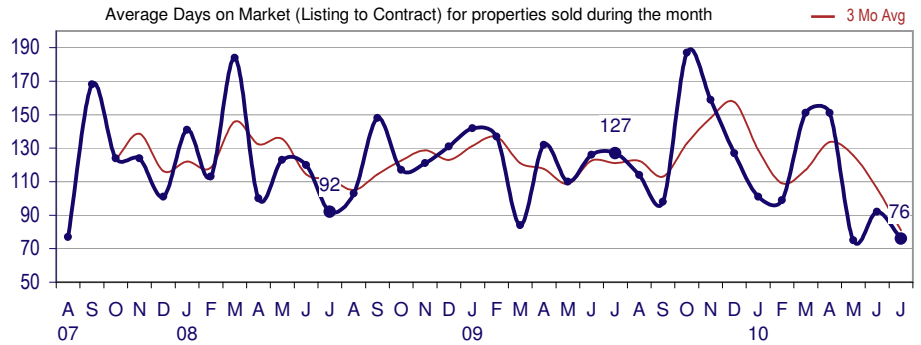


Price Range: Below to 100,000,000 | Properties: Single Family

Market Time

The average Days On Market (DOM) shows how many days the average Property is on the market before it sells. An upward trend in DOM tends to indicate a move towards more of a Buyer's market, a downward trend a move towards more of a Seller's market. The DOM for July was 76, down 17.4% from 92 days last month and down 40.2% from 127 days in July of last year. The July 2010 DOM was at its lowest level compared with July of 2009 and 2008.

Days On Market for Sold Properties



Selling Price vs Original Listing Price

The Selling Price vs Original Listing Price reveals the average amount that Sellers are agreeing to come down from their original list price. The lower the ratio is below 100% the more of a Buyer's market exists, a ratio at or above 100% indicates more of a Seller's market. The July 2010 Selling Price vs Original List Price of 95.7% was up from 94.4% last month and up from 94.1% in July of last year.

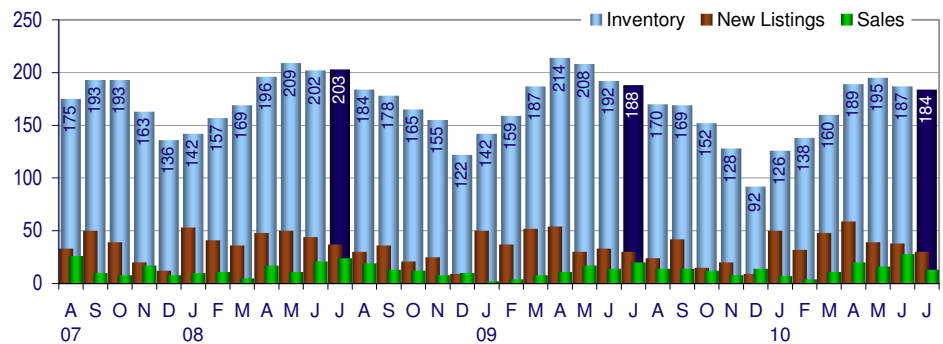
Selling Price versus Listing Price Ratio



Inventory / New Listings / Sales

This last view of the market combines monthly inventory of Properties for sale along with New Listings and Sales. The graph shows the basic annual seasonality of the market as well as the relationship between these items. The number of New Listings in July 2010 was 30, down 21.1% from 38 last month and equal to 30 in July of last year.

Inventory / New Listings / Sales



Copyright © Coldwell Banker Residential Brokerage | Price Range: Below to 100,000,000 | Property Types: Single Family

Data is provided courtesy of Consolidated MLS and may not reflect all relevant real estate activity. Coldwell Banker Residential Brokerage does not warrant or guarantee the accuracy of this information. It is the responsibility of any buyer or seller to verify any and all information relevant to such consumer's real estate transaction.

Inventory / Listings / Sales

City: *Wilton*

July 2010

Bunny Mostad and Deb Alderson

Helping Families Find Homes and Homes Find Families

203.803.5695

Bunny@BunnyMostad.com

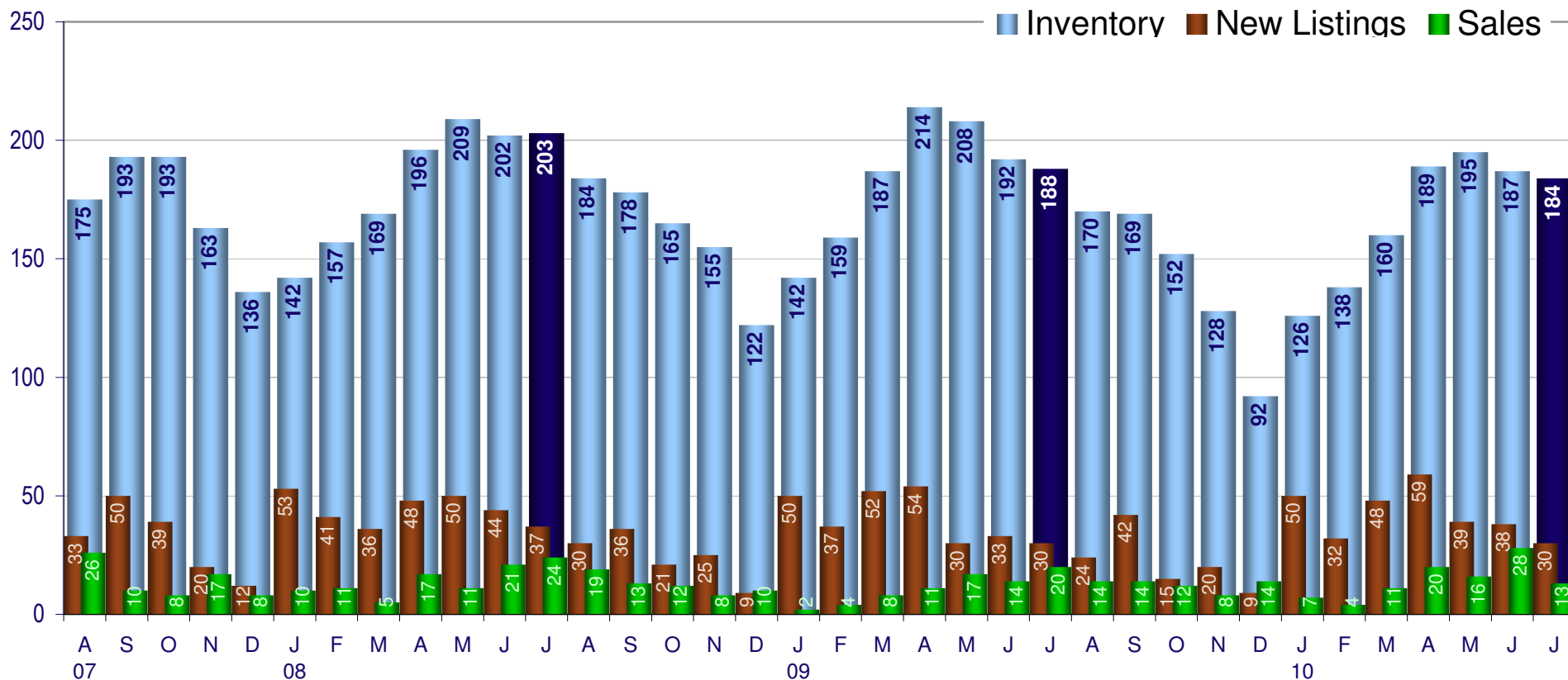
www.FairfieldCountyForSale.com



Price Range: Below to 100,000,000 | Properties: Single Family

Inventory / New Listings / Sales

This last view of the market combines monthly inventory of Properties for sale along with New Listings and Sales. The graph shows the basic annual seasonality of the market as well as the relationship between these items. The number of New Listings in July 2010 was 30, down 21.1% from 38 last month and equal to 30 in July of last year.



Copyright © Coldwell Banker Residential Brokerage | Price Range: Below to 100,000,000 | Property Types: Single Family

Data is provided courtesy of Consolidated MLS and may not reflect all relevant real estate activity. Coldwell Banker Residential Brokerage does not warrant or guarantee the accuracy of this information. It is the responsibility of any buyer or seller to verify any and all information relevant to such consumer's real estate transaction.