

City: *Westport*

Bunny Mostad and Deb Alderson

Helping Families Find Homes and Homes Find Families

203.803.5695

Bunny@BunnyMostad.com

www.FairfieldCountyForSale.com



Price Range: All | Properties: Single Family

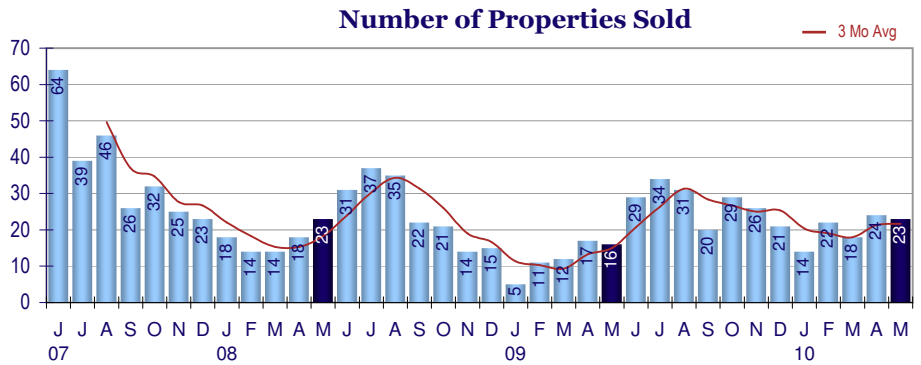
Market Profile & Trends Overview

	Month	Trending versus*:				YTD	Trending versus*:	
		LM	L3M	PYM	LY		Prior YTD	Prior Year
Median List Price of all Current Listings	\$1,680,000	↑		↑				
Average List Price of all Current Listings	\$2,247,408	↑		↑				
May Median Sales Price	\$1,275,000	↑	↑	↑	↑	\$949,900	↑	↓
May Average Sales Price	\$1,661,761	↑	↑	↑	↑	\$1,360,240	↑	↓
Total Properties Currently for Sale (Inventory)	416	↑		↔				
May Number of Properties Sold	23	↓		↑		101	↑	
May Average Days on Market (Solds)	154	↑	↑	↑	↑	114	↓	↓
May Month's Supply of Inventory	18.1	↑	↑	↓	↓	18.2	↓	↓
May Sale Price vs List Price Ratio	93.0%	↓	↓	↑	↑	92.8%	↑	↑

* LM=Last Month / L3M=Last 3 Months / PYM=Same Month Prior Year / LY=Last Year (2009) / YTD = Year-to-date | Arrows indicate if Month / YTD values are higher (up), lower (down) or unchanged (flat)

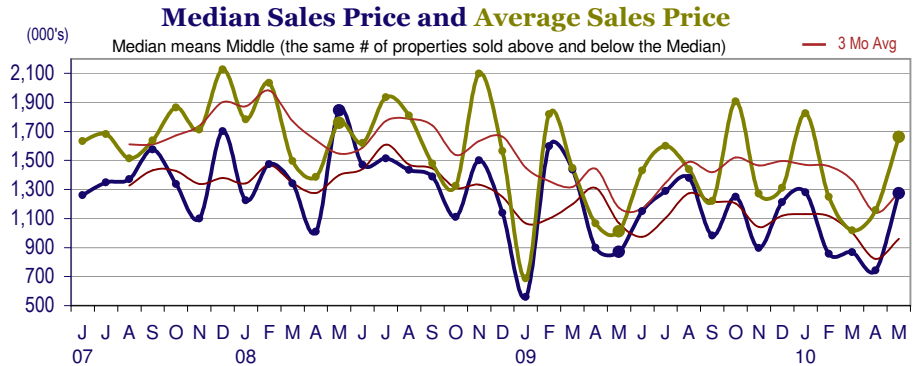
Property Sales

May Property sales were 23, up 43.8% from 16 in May of 2009 and -4.2% lower than the 24 sales last month. May 2010 sales were at their highest level compared to May of 2009 and 2008. May YTD sales of 101 are running 65.6% ahead of last year's year-to-date sales of 61.



Prices

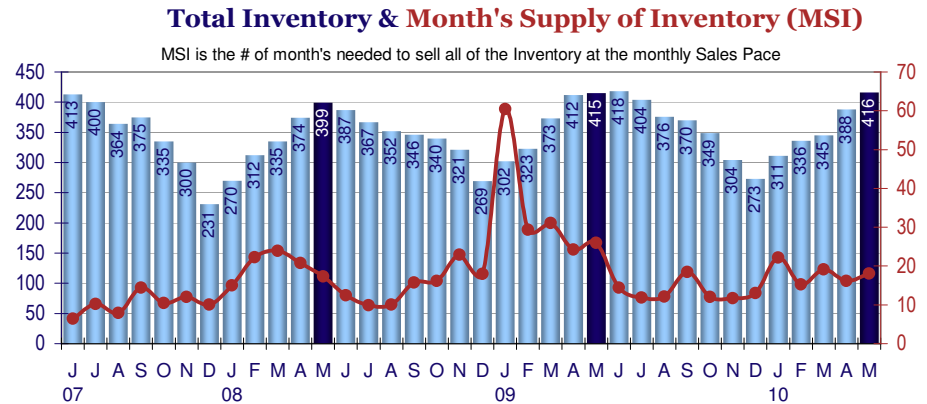
The Median Sales Price in May was \$1,275,000, up 46.6% from \$870,000 in May of 2009 and up 71.7% from \$742,500 last month. The Average Sales Price in May was \$1,661,761, up 64.2% from \$1,012,094 in May of 2009 and up 43.5% from \$1,157,750 last month. May 2010 ASP was at a mid range compared to May of 2009 and 2008.



Inventory & MSI

The Total Inventory of Properties available for sale as of May was 416, up 7.2% from 388 last month and up 0.2% from 415 in May of last year. May 2010 Inventory was at its highest level compared with May of 2009 and 2008.

A comparatively lower MSI is more beneficial for sellers while a higher MSI is better for buyers. The May 2010 MSI of 18.1 months was at a mid level compared with May of 2009 and 2008.



City: *Westport*

Bunny Mostad and Deb Alderson

Helping Families Find Homes and Homes Find Families

203.803.5695

Bunny@BunnyMostad.com

www.FairfieldCountyForSale.com

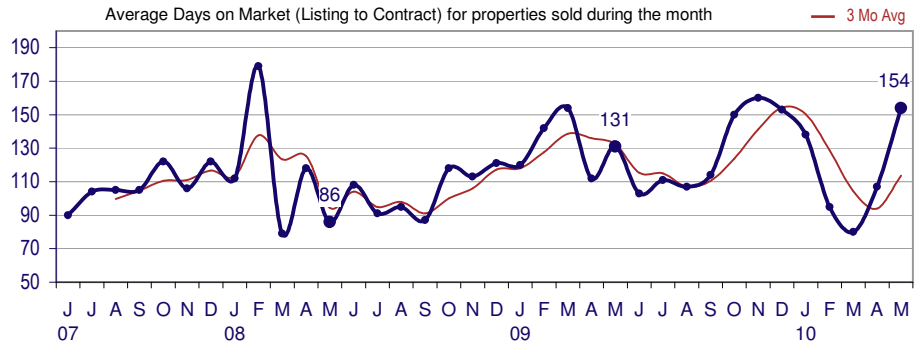


Price Range: All | Properties: Single Family

Market Time

The average Days On Market (DOM) shows how many days the average Property is on the market before it sells. An upward trend in DOM tends to indicate a move towards more of a Buyer's market, a downward trend a move towards more of a Seller's market. The DOM for May was 154, up 43.9% from 107 days last month and up 17.6% from 131 days in May of last year. The May 2010 DOM was at a mid level compared with May of 2009 and 2008.


Days On Market for Sold Properties



Selling Price vs Original Listing Price

The Selling Price vs Original Listing Price reveals the average amount that Sellers are agreeing to come down from their original list price. The lower the ratio is below 100% the more of a Buyer's market exists, a ratio at or above 100% indicates more of a Seller's market. The May 2010 Selling Price vs Original List Price of 93.0% was down from 93.2% last month and up from 89.8% in May of last year.

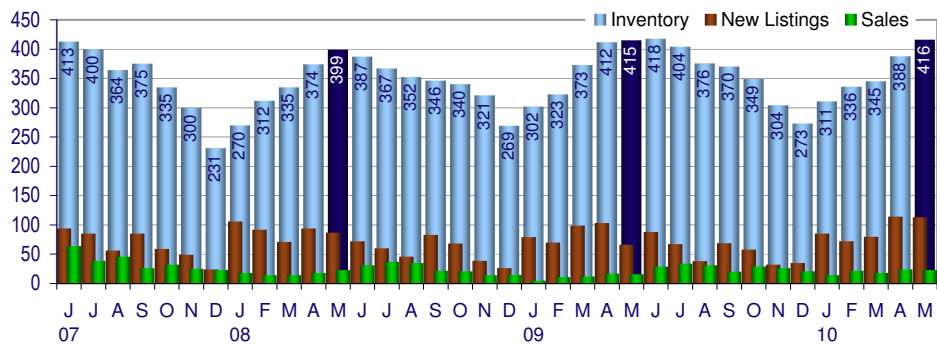
Selling Price versus Listing Price Ratio



Inventory / New Listings / Sales

This last view of the market combines monthly inventory of Properties for sale along with New Listings and Sales. The graph shows the basic annual seasonality of the market as well as the relationship between these items. The number of New Listings in May 2010 was 113, down -0.9% from 114 last month and up 71.2% from 66 in May of last year.

Inventory / New Listings / Sales



Copyright © Coldwell Banker Residential Brokerage | Price Range: All | Property Types: Single Family

Data is provided courtesy of Consolidated MLS and may not reflect all relevant real estate activity. Coldwell Banker Residential Brokerage does not warrant or guarantee the accuracy of this information. It is the responsibility of any buyer or seller to verify any and all information relevant to such consumer's real estate transaction.

Inventory / Listings / Sales

City: *Westport*

May 2010

Bunny Mostad and Deb Alderson

Helping Families Find Homes and Homes Find Families

203.803.5695

Bunny@BunnyMostad.com

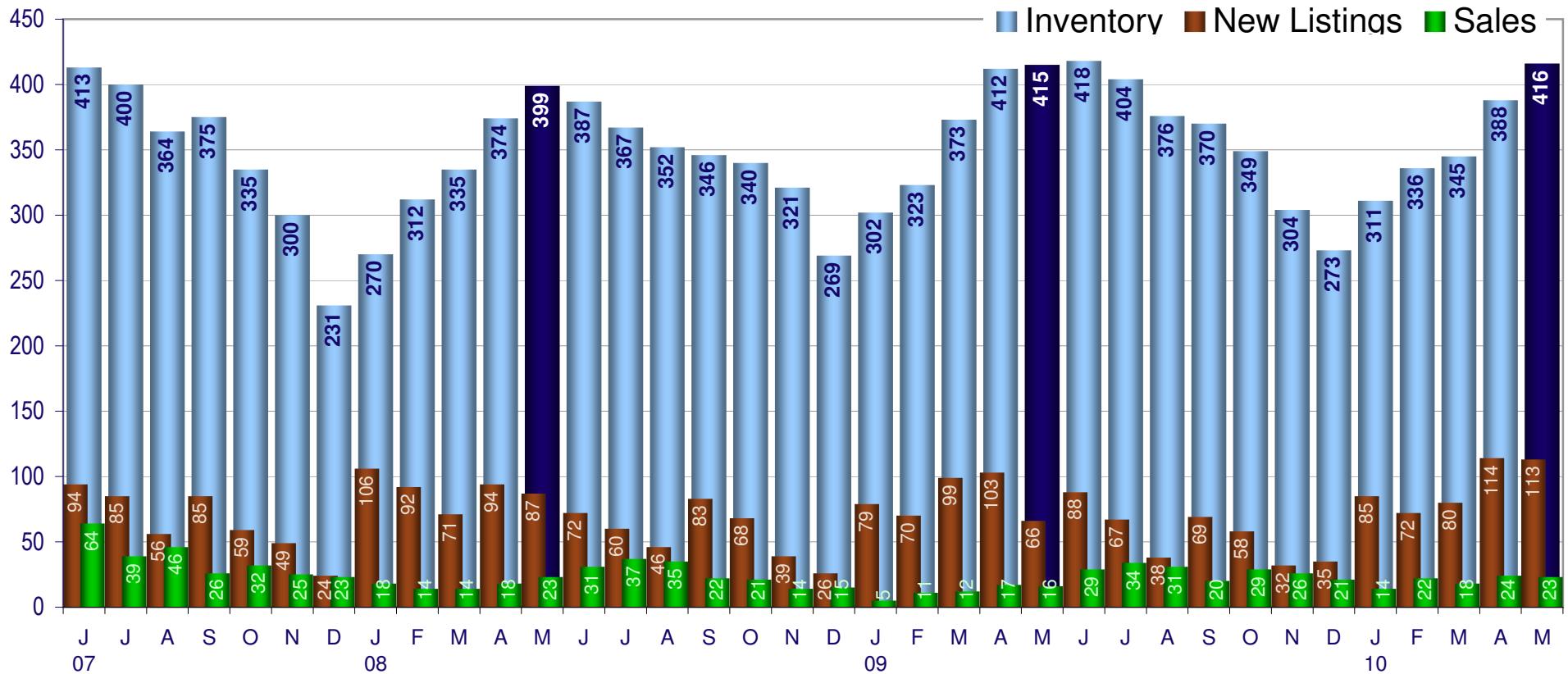
www.FairfieldCountyForSale.com



Price Range: All | Properties: Single Family

Inventory / New Listings / Sales

This last view of the market combines monthly inventory of Properties for sale along with New Listings and Sales. The graph shows the basic annual seasonality of the market as well as the relationship between these items. The number of New Listings in May 2010 was 113, down -0.9% from 114 last month and up 71.2% from 66 in May of last year.



Copyright © Coldwell Banker Residential Brokerage | Price Range: All | Property Types: Single Family

Data is provided courtesy of Consolidated MLS and may not reflect all relevant real estate activity. Coldwell Banker Residential Brokerage does not warrant or guarantee the accuracy of this information. It is the responsibility of any buyer or seller to verify any and all information relevant to such consumer's real estate transaction.