

City: *Wilton*

Bunny Mostad and Deb Alderson

Helping Families Find Homes and Homes Find Families

203.803.5695

Bunny@BunnyMostad.com

www.FairfieldCountyForSale.com



Price Range: All | Properties: Condo - TwnHm

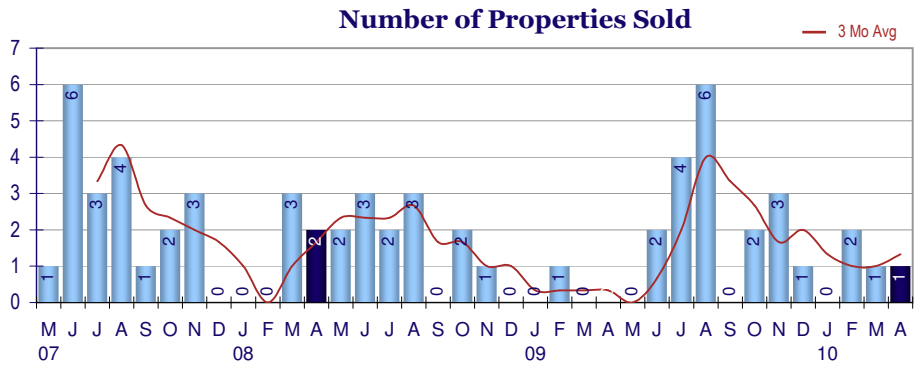
Market Profile & Trends Overview

	Month	Trending versus*:				YTD	Trending versus*:	
		LM	L3M	PYM	LY		Prior YTD	Prior Year
Median List Price of all Current Listings	\$393,086	↑		↓				
Average List Price of all Current Listings	\$461,488	↑		↓				
April Median Sales Price	\$174,000	↓	↓	↑	↓	\$337,500	↓	↓
April Average Sales Price	\$174,000	↓	↓	↑	↓	\$329,750	↓	↓
Total Properties Currently for Sale (Inventory)	30	↑		↑				
April Number of Properties Sold	1	↔		↑		4	↑	
April Average Days on Market (Solds)	49	↑	↓	↑	↓	114	↑	↑
April Month's Supply of Inventory	30.0	↑	↑	↑	↑	24.7	↑	↑
April Sale Price vs List Price Ratio	96.7%	↑	↑	↑	↑	94.0%	↓	↓

* LM=Last Month / L3M=Last 3 Months / PYM=Same Month Prior Year / LY=Last Year (2009) / YTD = Year-to-date | Arrows indicate if Month / YTD values are higher (up), lower (down) or unchanged (flat)

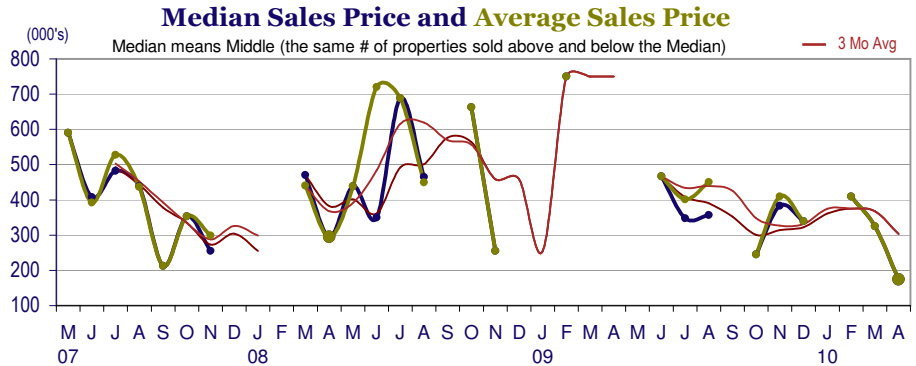
Property Sales

April Property sales were 1, up from 0 in April of 2009 and the same as the 1 sales last month. April 2010 sales were at a mid level compared to April of 2009 and 2008. April YTD sales of 4 are running 300.0% ahead of last year's year-to-date sales of 1.



Prices

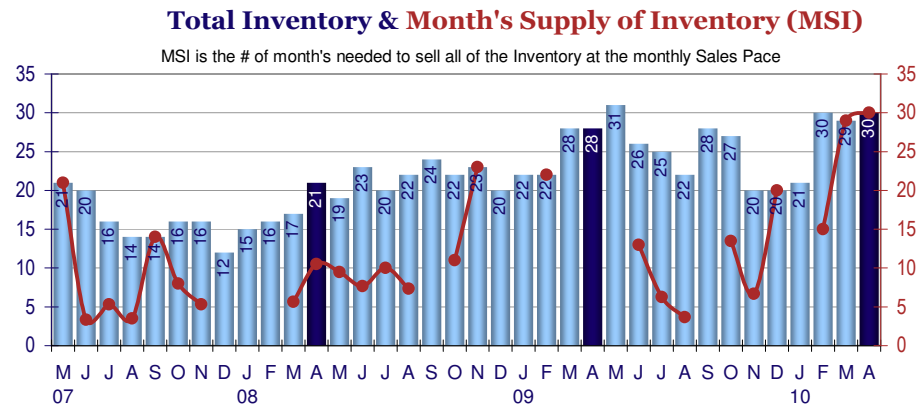
The Median Sales Price in April was \$174,000, up from \$0 in April of 2009 and down -46.5% from \$325,000 last month. The Average Sales Price in April was \$174,000, up from \$0 in April of 2009 and down -46.5% from \$325,000 last month. April 2010 ASP was at the lowest level compared to April of 2009 and 2008.



Inventory & MSI

The Total Inventory of Properties available for sale as of April was 30, up 3.4% from 29 last month and up 7.1% from 28 in April of last year. April 2010 Inventory was at its highest level compared with April of 2009 and 2008.

A comparatively lower MSI is more beneficial for sellers while a higher MSI is better for buyers. The April 2010 MSI of 30.0 months was at its highest level compared with April of 2009 and 2008.



MARKET ACTION REPORT

April 2010

City: *Wilton*

Bunny Mostad and Deb Alderson

Helping Families Find Homes and Homes Find Families

203.803.5695

Bunny@BunnyMostad.com

www.FairfieldCountyForSale.com

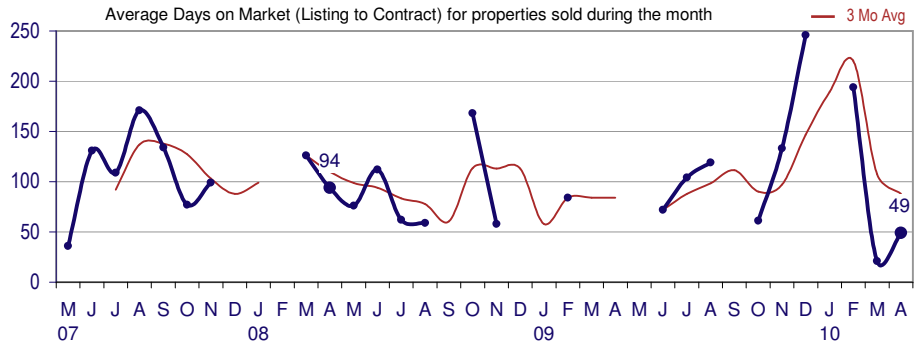


Price Range: All | Properties: Condo - TwnHm

Market Time

The average Days On Market (DOM) shows how many days the average Property is on the market before it sells. An upward trend in DOM tends to indicate a move towards more of a Buyer's market, a downward trend a move towards more of a Seller's market. The DOM for April was 49, up 133.3% from 21 days last month and up from 0 days in April of last year. The April 2010 DOM was at its lowest level compared with April of 2009 and 2008.


Days On Market for Sold Properties



Selling Price vs Original Listing Price

The Selling Price vs Original Listing Price reveals the average amount that Sellers are agreeing to come down from their original list price. The lower the ratio is below 100% the more of a Buyer's market exists, a ratio at or above 100% indicates more of a Seller's market. The April 2010 Selling Price vs Original List Price of 96.7% was up from 95.6% last month and up from 0.0% in April of last year.

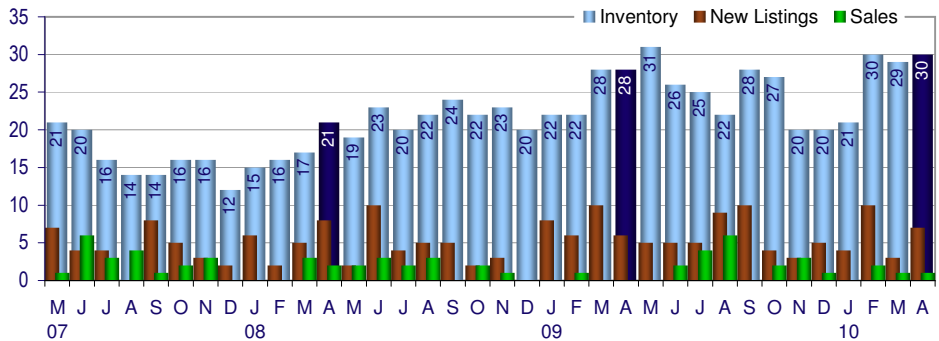
Selling Price versus Listing Price Ratio



Inventory / New Listings / Sales

This last view of the market combines monthly inventory of Properties for sale along with New Listings and Sales. The graph shows the basic annual seasonality of the market as well as the relationship between these items. The number of New Listings in April 2010 was 7, up 133.3% from 3 last month and up 16.7% from 6 in April of last year.

Inventory / New Listings / Sales



Copyright © Coldwell Banker Burnet | Price Range: All | Property Types: Condo - TwnHm

Data is provided courtesy of Consolidated MLS and may not reflect all relevant real estate activity. Coldwell Banker Burnet does not warrant or guarantee the accuracy of this information. It is the responsibility of any buyer or seller to verify any and all information relevant to such consumer's real estate transaction.

Inventory / Listings / Sales

City: Wilton

Price Range: All | Properties: Condo - TwnHm

April 2010

Bunny Mostad and Deb Alderson

Helping Families Find Homes and Homes Find Families

203.803.5695

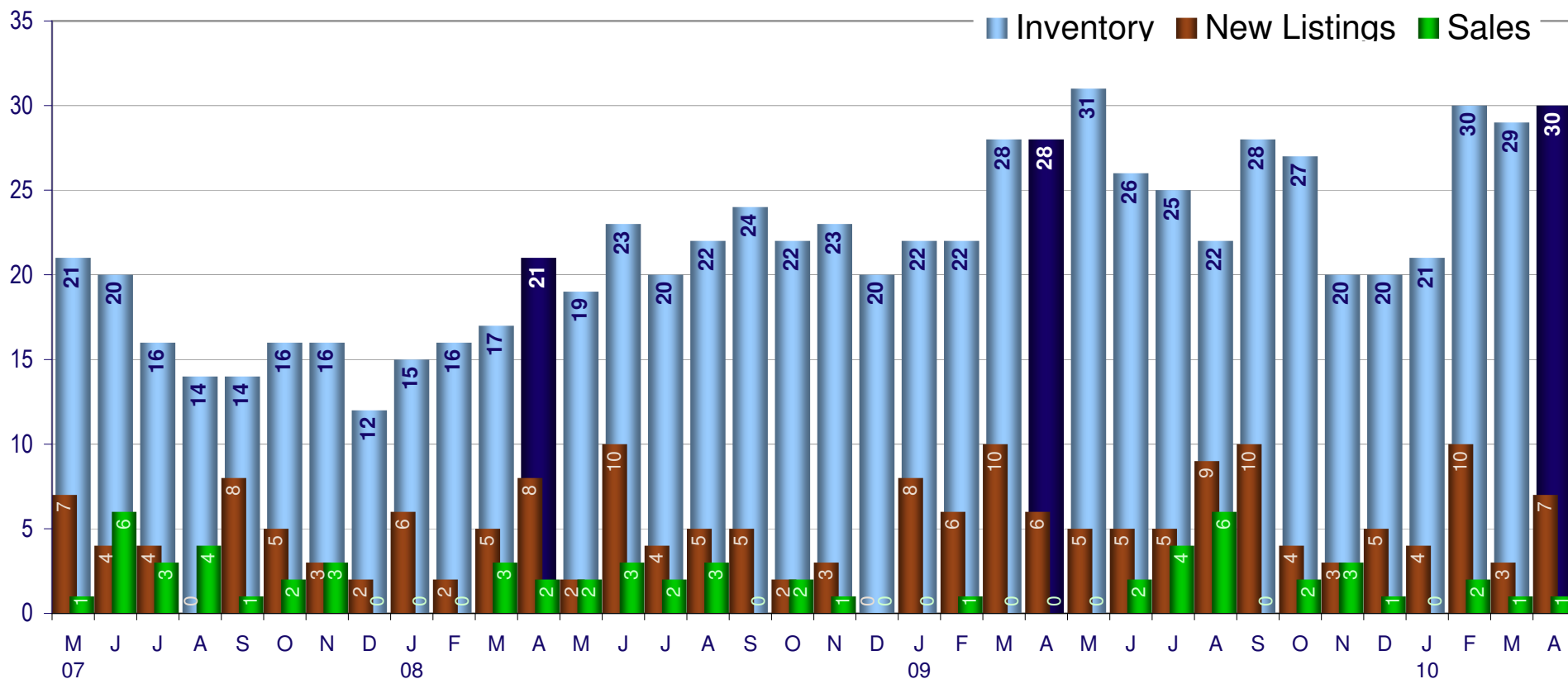
Bunny@BunnyMostad.com

www.FairfieldCountyForSale.com



Inventory / New Listings / Sales

This last view of the market combines monthly inventory of Properties for sale along with New Listings and Sales. The graph shows the basic annual seasonality of the market as well as the relationship between these items. The number of New Listings in April 2010 was 7, up 133.3% from 3 last month and up 16.7% from 6 in April of last year.



Copyright © Coldwell Banker Burnet | Price Range: All | Property Types: Condo - TwnHm

Data is provided courtesy of Consolidated MLS and may not reflect all relevant real estate activity. Coldwell Banker Burnet does not warrant or guarantee the accuracy of this information. It is the responsibility of any buyer or seller to verify any and all information relevant to such consumer's real estate transaction.